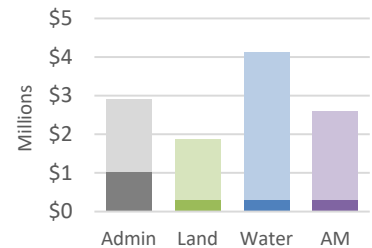


## January - May 2021

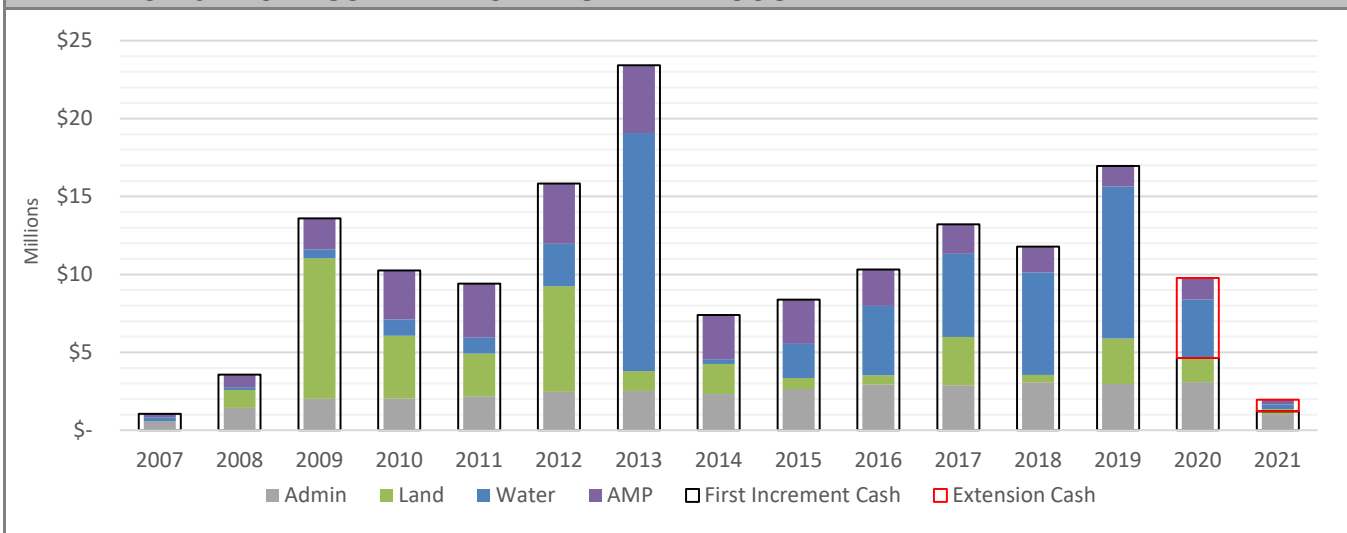
	Budget	Expenditures	Remain
Admin	\$ 2,921,800	\$ 1,035,656	\$ 1,886,144
Land	\$ 1,866,150	\$ 311,175	\$ 1,554,975
Water	\$ 4,128,400	\$ 306,933	\$ 3,821,467
AM	\$ 2,598,000	\$ 294,078	\$ 2,303,922
<b>Total</b>	<b>\$ 11,514,350</b>	<b>\$ 1,947,843</b>	<b>\$ 9,566,507</b>



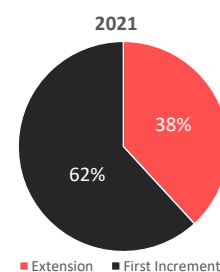
ID - Description	% Spend	Budget	ID - Description	% Spend	Budget
ED-1: Program Staff	<div><div></div></div> 37%	\$2,219,000	WPLW-1: Water Land O&M	<div><div></div></div> 32%	\$38,400
ED-2: Legal Services	<div><div></div></div> 17%	\$53,400	WPWM-1: Monitoring	<div><div></div></div> 22%	\$41,000
ED-3: Public Outreach	<div><div></div></div> 60%	\$25,000	WPMT-1: Management Tools	<div><div></div></div> 0%	\$5,000
GFC-1: Financial Services	<div><div></div></div> 19%	\$439,000	WPSA-1: Water Advisors	<div><div></div></div> 5%	\$60,000
GFC-2: Liability Insurance	<div><div></div></div> 84%	\$90,000	LP-2: Habitat Management	<div><div></div></div> 13%	\$907,000
PD-8: Website & Database	<div><div></div></div> 35%	\$90,000	LP-2-P: Predator Trapping	<div><div></div></div> 1%	\$89,000
CTE-1: Committee Expense	<div><div></div></div> 0%	\$5,400	PD-22: Sediment Aug.	<div><div></div></div> 0%	\$150,000
LP-3: Land Acquis. & Fees	<div><div></div></div> 20%	\$1,500,000	WP-1(b): Phragmites Control	<div><div></div></div> 0%	\$200,000
LP-4: Land O&M	<div><div></div></div> 2%	\$306,150	G-1: Remote Sensing	<div><div></div></div> 0%	\$387,000
LP-6: Land Advisors	<div><div></div></div> 0%	\$20,000	TP-1: T&P Monitoring	<div><div></div></div> 45%	\$59,000
LP-7: Public Access Program	<div><div></div></div> 0%	\$40,000	WC-1: WC Monitoring	<div><div></div></div> 38%	\$130,000
WPCP-1: Choke Point	<div><div></div></div> 0%	\$10,000	PS-1: Pallid Monitoring	<div><div></div></div> 0%	\$186,000
WPRT-1: Canal Recharge	<div><div></div></div> 4%	\$465,000	G-5: Geomorph Monitoring	<div><div></div></div> 9%	\$4,000
WPRT-2: Elwood Recharge	<div><div></div></div> 0%	\$772,000	PD-15: Env. Permitting	<div><div></div></div> 14%	\$50,000
WPRT-3: Broad-Scale Rech.	<div><div></div></div> 1%	\$75,000	PD-18: AMP Equipment	<div><div></div></div> 33%	\$108,000
WPRT-4: Recapture Network	<div><div></div></div> 188%	\$80,000	IMRP-3: AM Advisors	<div><div></div></div> 0%	\$130,000
WPRT-5: Slurry Wall	<div><div></div></div> 0%	\$0	ISAC-1: ISAC Expenses	<div><div></div></div> 33%	\$180,000
WPST-1: Lake Mac Leases	<div><div></div></div> 0%	\$1,648,000	PD-3: Peer Review & Pubs	<div><div></div></div> 12%	\$9,000
WPST-2: US Storage Leases	<div><div></div></div> 0%	\$624,000	PD-11: AMP Workshops	<div><div></div></div> 0%	\$9,000
WPIR-1: Irrigator Leases	<div><div></div></div> 36%	\$310,000	TOTAL	17%	\$11,514,350

> 5% over budget

[illegible]

**EXPENDITURES BY CATEGORY AND FUNDING TYPE THROUGH TIME****2021 EXPENDITURES BY FUNDING TYPE AND SIGNATORY**

	Extension		First Increment		Total	
	Expenditure	%	Expenditure	%	Expenditure	%
Colorado	\$ 174,625	23.49%	\$ 834,831	69.31%	\$ 1,009,456	51.82%
DOI	\$ 547,069	73.59%	\$ 160,640	13.34%	\$ 707,709	36.33%
Wyoming	\$ 21,707	2.92%	\$ 208,971	17.35%	\$ 230,678	11.84%
<b>Total</b>	<b>\$ 743,402</b>	<b>100.0%</b>	<b>\$ 1,204,441</b>	<b>100.0%</b>	<b>\$ 1,947,843</b>	<b>100.0%</b>



Currently expending

**First Increment Funds**

Remaining expenditure before reverting to First Increment carry-over

N/A

**EXTENSION EXPENDITURES BY FUNDING TYPE AND SIGNATORY****Extension Funding**

	Indexed Cash Ceiling <sup>1</sup>	Expended	Remaining	Percent Remaining
Colorado	\$ 24,900,000	\$ 1,383,981	\$ 23,516,019	<b>94%</b>
DOI	\$ 78,000,000	\$ 4,335,767	\$ 73,664,233	
Wyoming	\$ 3,100,000	\$ 172,040	\$ 2,927,960	
<b>Total</b>	<b>\$ 106,000,000</b>	<b>\$ 5,891,789</b>	<b>\$ 100,108,211</b>	

<sup>1</sup>Indexing date NONE**First Increment Funding**

	Final Cash Ceiling	Expended	Remaining	Percent Remaining
Colorado	\$ 8,015,862	\$ 1,428,079	\$ 6,587,783	<b>91%</b>
DOI	\$ 52,503,273	\$ 4,046,366	\$ 48,456,907	
Wyoming	\$ 2,007,092	\$ 357,514	\$ 1,649,578	
<b>Total</b>	<b>\$ 62,526,227</b>	<b>\$ 5,831,958</b>	<b>\$ 56,694,269</b>	

	Total Cash Ceiling	Total Expended	Total Remaining	Percent Remaining
<b>TOTAL</b>	<b>\$ 168,526,227</b>	<b>\$ 11,723,747</b>	<b>\$ 156,802,480</b>	<b>93%</b>

# Budget/Expenditures by Year

2020 - 2021

## Administration

	2020 Expenditures	2021 Budget	2021 Expenditures	2021 Remaining Budget	
ED-1 EDO salaries/travel/office expenditures	\$2,364,864.26	\$2,219,000.00	\$819,282.54	\$1,399,717.46	
ED-2 Legal Services & Public Notices	\$72,720.01	\$53,400.00	\$8,989.08	\$44,410.92	
ED-3 Public Outreach	\$44,373.13	\$25,000.00	\$15,000.00	\$10,000.00	
GFC-1 Financial Services	\$452,391.25	\$439,000.00	\$84,934.65	\$354,065.35	
GFC-2 Program Insurance	\$82,091.00	\$90,000.00	\$75,530.00	\$14,470.00	
PD-8 Program Website & Database	\$62,420.00	\$90,000.00	\$31,920.00	\$58,080.00	
CTE-1 Committee Meeting Expenses	\$0.00	\$5,400.00	\$0.00	\$5,400.00	
Project Totals	\$3,078,859.65	\$2,921,800.00	\$1,035,656.27	\$1,886,143.73	\$6,000,659.65

## Land

	2020 Expenditures	2021 Budget	2021 Expenditures	2021 Remaining Budget	
LP-3 Land Acquisition, LIHE Fees and Property Taxes	\$1,273,691.53	\$1,500,000.00	\$303,993.87	\$1,196,006.13	
LP-4 Land Operations and maintenance	\$87,609.47	\$306,150.00	\$7,181.17	\$298,968.83	
LP-6 Land-Related Special Advisors	\$10,300.96	\$20,000.00	\$0.00	\$20,000.00	
LP-7 Public Access Program Management	\$120,000.00	\$40,000.00	\$0.00	\$40,000.00	
Project Totals	\$1,491,601.96	\$1,866,150.00	\$311,175.04	\$1,554,974.96	\$3,357,751.96

## Water

	2020 Expenditures	2021 Budget	2021 Expenditures	2021 Remaining Budget
WPCP-1 North Platte Choke Point	\$309.90	\$10,000.00	\$0.00	\$10,000.00
WPRT-1 Retiming Projects: Canal Recharge	\$255,921.99	\$465,000.00	\$19,063.18	\$445,936.82
WPRT-2 Retiming Projects: Elwood Reservoir Recharge	\$0.00	\$772,000.00	\$0.00	\$772,000.00
WPRT-3 Retiming Projects: Broad-Scale Recharge	\$648,939.34	\$75,000.00	\$401.82	\$74,598.18
WPRT-4 Retiming Projects: Recapture Wells	\$0.00	\$80,000.00	\$150,000.00	(\$70,000.00)
WPRT-5 Retiming Projects: Surface Storage	\$275,030.00	\$0.00	\$0.00	\$0.00
WPST-1 Storage Leases: Lake McConaughy	\$1,564,110.00	\$1,648,000.00	\$0.00	\$1,648,000.00
WPST-2 Storage Leases: Upstream Sources	\$312,000.00	\$624,000.00	\$0.00	\$624,000.00
WPIR-1 Irrigator Leases	\$673,960.00	\$310,000.00	\$113,000.00	\$197,000.00
WPLW-1 General maintenance of Land-for-water properties	\$14,734.56	\$38,400.00	\$12,378.36	\$26,021.64
WPWM-1 Water Monitoring Activities	\$32,025.20	\$41,000.00	\$8,940.00	\$32,060.00

	2020 Expenditures	2021 Budget	2021 Expenditures	2021 Remaining Budget	
WPMT-1 Water Management Tools (COHYST)	\$0.00	\$5,000.00	\$0.00	\$5,000.00	
WPSA-1 Water-Related Special Advisors	\$27,703.97	\$60,000.00	\$3,150.00	\$56,850.00	
Project Totals	\$3,804,734.96	\$4,128,400.00	\$306,933.36	\$3,821,466.64	\$7,933,134.96

## Adaptive Management

	2020 Expenditures	2021 Budget	2021 Expenditures	2021 Remaining Budget
LP-2 Habitat Restoration & Management Actions on Program Lands	\$272,562.44	\$907,000.00	\$113,491.89	\$793,508.11
LP-2-P Trapping Projects	\$75,278.94	\$89,000.00	\$1,072.37	\$87,927.63
PD-22 Sediment Augmentation Implementation	\$128,320.00	\$150,000.00	\$0.00	\$150,000.00
WP-1(b) Phragmites Control	\$200,000.00	\$200,000.00	\$0.00	\$200,000.00
G-1 Remote Sensing Data Collection	\$375,324.66	\$387,000.00	\$0.00	\$387,000.00
TP-1 Tern and Plover Monitoring & Research	\$34,145.82	\$59,000.00	\$26,384.63	\$32,615.37
WC-1 Whooping Crane Monitoring & Research	\$90,911.12	\$130,000.00	\$48,976.56	\$81,023.44
PS-1 Pallid Sturgeon Monitoring and Research	\$0.00	\$186,000.00	\$0.00	\$186,000.00
G-5 Geomorphology and Vegetation Monitoring & Research	\$62,190.70	\$4,000.00	\$377.79	\$3,622.21
PD-15 Environmental Permitting	\$15,039.80	\$50,000.00	\$7,104.00	\$42,896.00
PD-18 AMP-Related Equipment	\$108,052.56	\$108,000.00	\$36,010.69	\$71,989.31

	2020 Expenditures	2021 Budget	2021 Expenditures	2021 Remaining Budget	
IMRP-3 Adaptive Management Plan Special Advisors	\$18,334.50	\$130,000.00	\$0.00	\$130,000.00	
ISAC-1 ISAC Stipends & Expenses	\$20,546.25	\$180,000.00	\$59,560.00	\$120,440.00	
PD-3 AMP & IMRP Peer Review & PRRIP Publications	\$0.00	\$9,000.00	\$1,100.00	\$7,900.00	
PD-11 AMP-related Workshops	\$0.00	\$9,000.00	\$0.00	\$9,000.00	
Project Totals	\$1,400,706.79	\$2,598,000.00	\$294,077.93	\$2,303,922.07	\$3,998,706.79



Grand Total

	2020 Expenditures	2021 Budget	2021 Expenditures	2021 Remaining Budget	
Grand Total	\$9,775,903.36	\$11,514,350.00	\$1,947,842.60	\$9,566,507.40	\$21,290,253.36

# Contractors Totals by Budget Year

2021

	2021 Expenditures	Totals
Audubon Nebraska Rowe Sanctuary	\$5,000.00	\$5,000.00
Big Air Kearney	\$3,777.48	\$3,777.48
Buffalo County Treasurer	\$71,559.12	\$71,559.12
Central Nebraska Public Power and Irrigation District	\$113,000.00	\$113,000.00
Cline, Williams, Wright, Johnson	\$8,802.50	\$8,802.50
Cook Construction	\$8,250.00	\$8,250.00
Cottonmill Enterprises, Inc.	\$5,250.00	\$5,250.00
David F. Malone	\$8,000.00	\$8,000.00
Dawson County Treasurer	\$15,038.40	\$15,038.40
DJ Case	\$31,920.00	\$31,920.00
Downey Drilling Inc.	\$2,448.56	\$2,448.56

	2021 Expenditures	Totals
Doyle, Pat	\$10,080.00	\$10,080.00
ESSA Technologies Ltd.	\$8,000.00	\$8,000.00
Farmer, Adrian	\$6,400.00	\$6,400.00
Flying M Applicators, Inc	\$32,163.92	\$32,163.92
Galat, David	\$27,360.00	\$27,360.00
Gosper County Treasurer	\$1,085.52	\$1,085.52
Hahn Water Resources LLC	\$3,150.00	\$3,150.00
Hall County Treasurer	\$24,988.04	\$24,988.04
Hamilton County	\$1,870.78	\$1,870.78
HDR Engineering, Inc.	\$7,104.00	\$7,104.00
Headwaters Corporation	\$920,946.21	\$920,946.21
Hoeting, Jennifer	\$10,600.00	\$10,600.00
Husker Engineering Inc	\$7,660.28	\$7,660.28

	2021 Expenditures	Totals
Kearney County Treasurer	\$14,484.36	\$14,484.36
Lincoln County Treasurer	\$391.28	\$391.28
Merrick County Treasurer	\$3,180.80	\$3,180.80
Municipal Automation & Control	\$401.82	\$401.82
Nebraska Community Foundation	\$74,854.65	\$74,854.65
Nebraska Public Power District	\$37,063.18	\$37,063.18
Nuttelman Fencing	\$54,703.27	\$54,703.27
Paul Dunning	\$14,175.00	\$14,175.00
Phelps County Treasurer	\$28,552.96	\$28,552.96
Platte River Recovery Implementation Foundation	\$26,596.00	\$26,596.00
Prairie Loft	\$5,000.00	\$5,000.00
Tenaya Water Resources, LLC from Edmund Andrews	\$7,200.00	\$7,200.00
The Greenway Foundation	\$5,000.00	\$5,000.00

	2021 Expenditures	Totals
The Harry A. Koch Co	\$75,530.00	\$75,530.00
Title Services of Saunders County, LLC	\$100,000.00	\$100,000.00
Trego Dugan Aviation of Grand Island	\$6,242.10	\$6,242.10
Tri-Basin NRD	\$150,000.00	\$150,000.00
United States Geological Survey	\$8,940.00	\$8,940.00
USDA, APHIS	\$1,072.37	\$1,072.37
Totals	\$1,947,842.60	\$1,947,842.60